




Semi-cylinder bed needle feed machine for jeans and twill

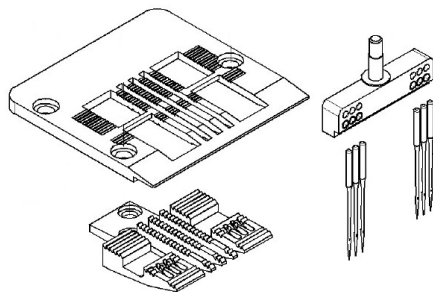


WFB5506PA-1



WFB5506P is a cylinder bed, 6 needle double chain stitch machine with needle feed. It is designed for sewing waistbands of medium heavy to heavy material such as jeans and working pants. As needle feed and lower feed are linked, both feeding amounts can be adjusted at the same time by push button operation. An additional rear puller is available as option. On this special subclass we are offering 1/8x2 (3.2 mm x 2) gauge on both sides

Features



Special gauge


This subclass has a special gauge 1/8"-1/8"-1"-1/8"-1/8" total 38.1 mm as max. width



Small distance

Especially for ladies and children Jeans

1/4" on top and 1/8" on the bottom



Hook type chain cutter

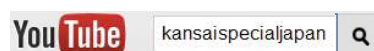


PA-1 (Skip stitch device)

Also available

Model Name	Application	Material	Needle	No. of threads	Needle gauge	Needle bar stroke	Stitch length (Stitch/inch)	Diff.Feed ratio	Presser foot lift	Maximum Speed
WFB5506PA-1	Waist band	Medium to Heavy	DVx57-21	12	1/8"-1/8" -1" -1/8"-1/8"	32 mm	2.1 - 6.4 mm (4 - 12 inch)	N/A	9 mm	3000 rpm

Headquarters & Factory
 MORIMOTO MFG. CO., LTD.
 Osaka, Japan
 hqeigy@kansai-special.com



www.kansai-special.com/www.kansai-special.de

Central European Branch
 KANSAI SPECIAL EUROPE GmbH
 Düsseldorf, Germany
 sales@kansai-special.de